



# ProfileSolutions

LEAK DETECTION + AUTOMATION TECHNOLOGY

## ALUMINIUM PROFILE & ACCESSORIES

Our aluminium profiles are manufactured using high grade A6N01S-T5 aluminium and provided with longitudinal slots used to house nuts and specialised connection systems enabling easy but strong connections with adjacent profiles, brackets or anything else.

Used for machine structural frames, conveyors, workbenches, shelving systems etc. The possibilities are endless, limited only to your imagination.

This catalogue exhibits the basic range of profile and accessories. For further information and detailed specifications please contact Profile Solutions.

# OUR PROFILE RANGE



SP2020



SP3090



SP4080



LP6060



LP4040



RP2020



SP30120



SP40120



LP6090



LP4080



SP2040



SP6060



SP40160



GR4023



LP8080



SP1530



RP6060



SP8080



SP3060



GR4055



SP3030



SP6090



SP80120



LP30120



LP3090



RP3030



SP4040



LP3030



SP4040-1



GR3045



SP3030-1



RP4040



LP3060



Nuts, Bolts & Washers



Feet & Castors



Aluminium brackets



Steel brackets



Steel Joiners








Hinges



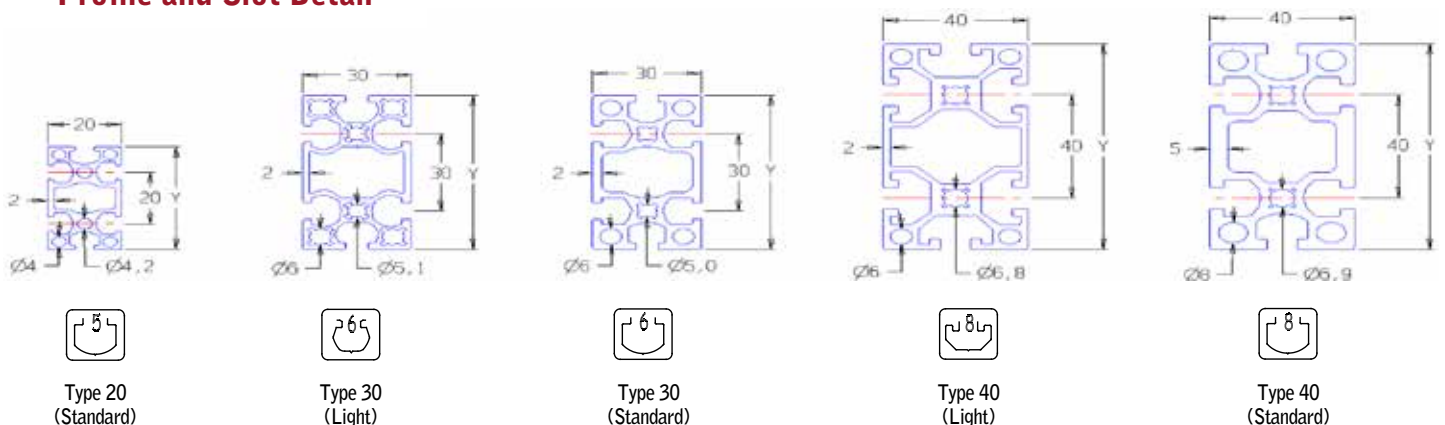
Handles

# PROFILE SECTION DATA & PRICING

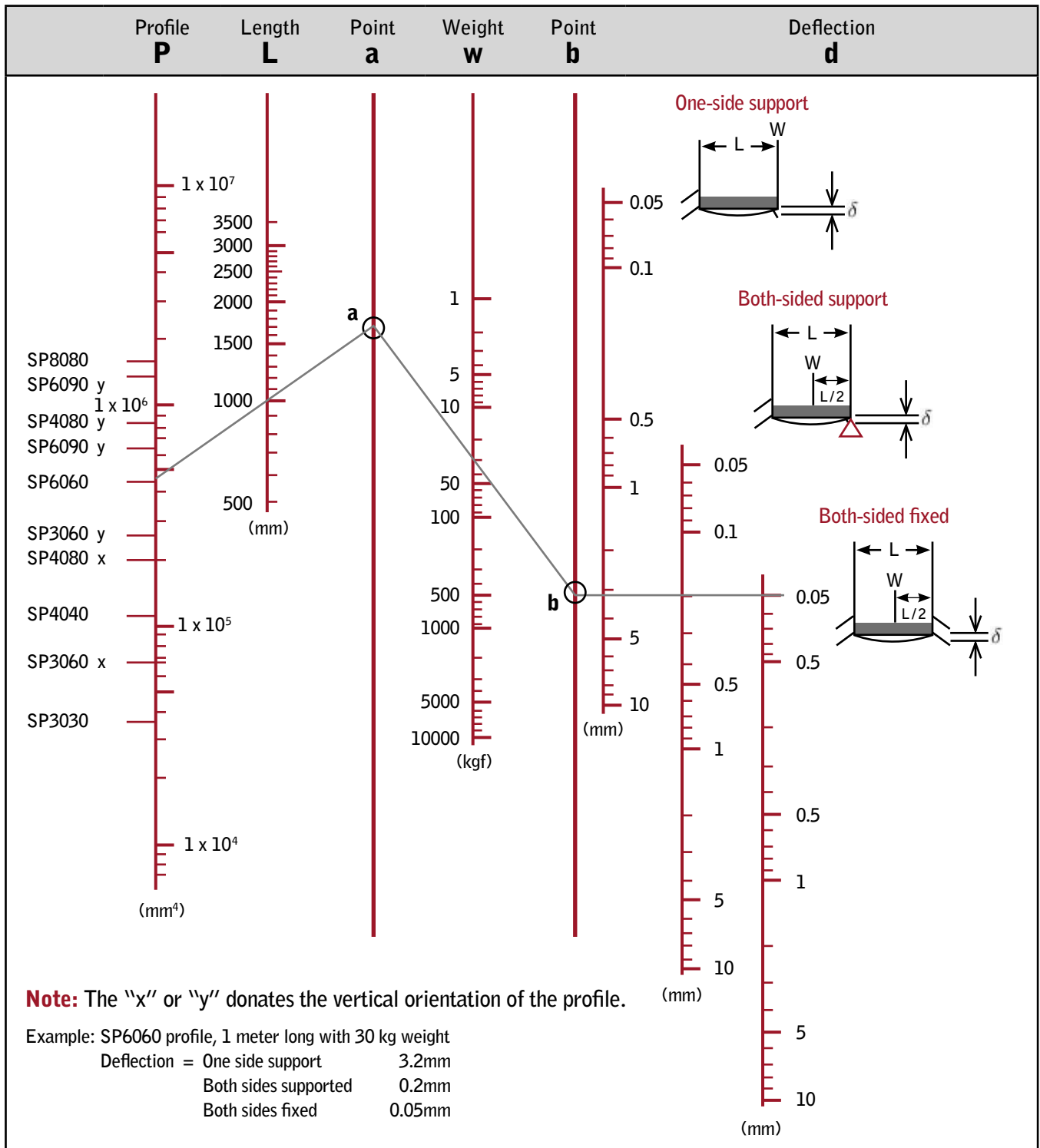
Profile	Profile P/N	Profile Type	X	Y	Slot Type	Weight kg/m	2 <sup>nd</sup> Area Moment		Area Cross Section	Price/m (6m lengths)	End Cap Part Number	Price each
			mm	mm			I <sub>x</sub>	I <sub>y</sub>				
Type 20	SP2020	Square section	20	20		0.39	0.59	0.59	145.94	\$8.95	SC2020	\$0.41
	RP2020	Curved corner profile	20	20		0.36	0.34	0.55	131.42	\$7.50	SCR2020	\$1.50
	SP2040	Rectangle section	20	40		0.74	0.59	4.20	273.50	\$14.00	SC2040	\$0.60
Type 30	SP1530	Rectangle section	15	30		0.76	0.70	1.50	246.30	\$10.45	SC1530	\$0.85
	SP3030	Square section	30	30		1.07	3.60	3.60	395.50	\$16.95	SC3030	\$0.60
	RP3030	Curved corner profile	30	30		0.94	1.90	3.50	345.50	\$16.00	SCR3030	\$1.64
	SP3030-1	Square profile – 1 closed side	30	30		1.10	3.83	3.59	405.70	\$18.00		
	GR3045	Sliding door guide – 2 channel	30	45		1.63	10.20	5.80	601.60	\$27.50		
	SP3060	Rectangle section	30	60		1.80	6.50	6.50	644.00	\$27.90	SC3060	\$0.75
	SP3090	Rectangle section	30	90		2.54	9.50	76.20	938.20	\$41.00	SC3090	\$0.90
	SP30120	Rectangle section	30	120		3.27	12.40	169.70	1209.80	\$53.00	SC30120	\$1.10
	SP6060	Square section	60	60		2.72	42.30	42.30	1004.00	\$46.00	SC6060	\$1.35
	RP6060	Curved corner profile	60	60		2.56	22.44	41.80	935.97	\$42.00	SCR6060	\$2.80
	SP6090	Rectangle section	60	90		3.60	618.00	128.80	1326.00	\$58.00	SC6090	\$1.65
Type 40	SP4040	Square section	40	40		1.93	11.40	11.40	712.60	\$28.90	SC4040	\$0.80
	RP4040	Curved corner profile	40	40		1.71	6.30	11.90	629.50	\$29.50	SCR4040	\$2.10
	SP4040-1	Square profile – 1 closed side	40	40		1.95	11.40	12.00	720.40	\$32.50		
	GR4055	Sliding door guide – 3 channel	40	55		2.42	14.80	23.20	819.40	\$39.00		
	SP4080	Rectangle section	40	80		3.39	22.50	79.10	1251.80	\$54.00	SC4080	\$1.35
	SP40120	Rectangle section	40	120		4.55	29.80	242.40	1680.20	\$75.00	SC40120	\$3.20
	SP40160	Rectangle section	40	160		5.83	38.90	536.60	2150.00	\$105.00	SC40160	\$3.90
	SP8080	Square section	80	80		5.24	144.10	144.10	1933.00	\$85.00	SC8080	\$2.47
	SP80120	Rectangle section	80	120		6.87	192.20	396.60	2534.40	\$115.00	SC80120	\$3.60
Type 30 (Light Duty)	LP3030	Square section	30	30		0.85	3.02	3.02	313.60	\$13.95	LC3030	\$0.60
	LP3060	Rectangle section	30	60		1.45	5.50	20.18	535.34	\$23.90	LC3060	\$0.75
	LP3090	Rectangle section	30	90		2.05	7.99	61.45	757.31	\$40.00	LC3090	\$0.90
	LP30120	Rectangle section	30	120		2.65	10.48	136.77	978.82	\$48.00	LC30120	\$1.10
	LP6060	Square section	60	60		2.23	34.89	34.89	821.45	\$36.20	LC6060	\$1.35
	LP6090	Rectangle section	60	90		3.00	49.58	101.23	1107.23	\$53.00	LC6090	\$1.65
Type 40 (Light Duty)	LP4040	Square section	40	40		1.68	10.00	10.00	621.00	\$25.00	LC4040	\$0.80
	GR4023	Sliding door guide – 3 channel	40	23		1.39	1.90	9.30	513.40	\$24.00		
	LP4080	Rectangle section	40	80		2.72	17.20	58.40	1005.00	\$46.00	LC4080	\$1.35
	LP8080	Square section	80	80		4.36	118.30	118.30	1607.60	\$73.00	LC8080	\$2.47
			mm	mm		kg/m	x10cm <sup>4</sup>		mm <sup>2</sup>			

Standard length: 6 meters  
 Cutting charge: \$2.50 per cut  
 Drilling charge: \$2.00 per hole (straight or counterbore)  
 Tapping charge: \$2.50 per profile end

## Profile and Slot Detail



# PROFILE DEFLECTION UNDERLOAD DATA



## Method:

1. Obtain **P** and **L** values and project a line to get point "a" on the graph.
2. Obtain **W** and project a line from point "a" to get point "b" on the graph.
3. Extend the line horizontally to the corresponding support method.
4. Read the value which is the amount of deflection the beam with exhibit.

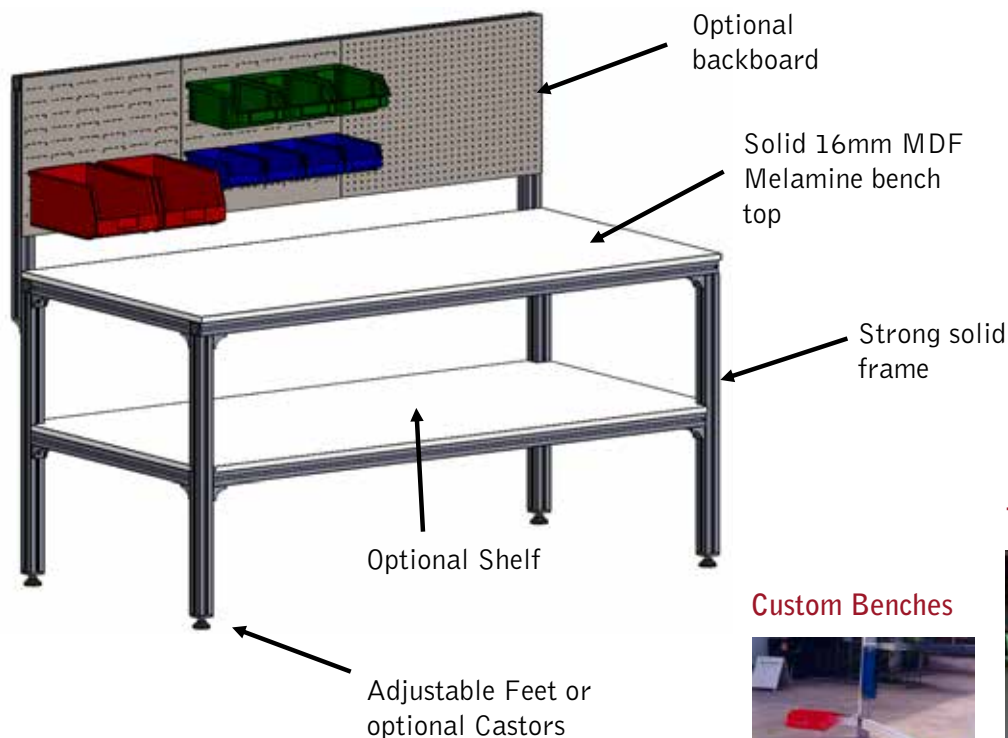
# PROFILE ACCESSORIES

Accessory	Part Number	Slot/Profile	Description	Price Each
	DIB2020	20	25x25x10	\$1.40
	DIB3030	30	40x40x10	\$1.60
	DIB4040	40	60x60x13	\$3.00
	DJC20-5	20	19x8x5 – M5	\$0.35
	DJC30-6	30	28x10x8 – M6	\$0.45
	DJC40-8	40	38x14x11 – M8	\$0.50
	WZ-2020HY	20	30x40	\$6.90
	WZ-3030HY	30	45x52.5	\$7.90
	WZ-4040HY	40	50x60	\$8.90
	WZ-ZBS-M8	30/40	139x26 – M8 Female	\$4.50
	WZ-ZBS-M0	30/40	139x26 – Suit M6 bolt	\$4.50
	DAJ-06	30	Precision cast zinc	\$19.00
	DAJ-08	40	Precision cast zinc	\$19.00
	PE-20	20	Slot cover – Polyethylene	\$2.63
	PE-30	30	Slot cover – Polyethylene	\$2.63
	PE-40	40	Slot cover – Polyethylene	\$2.75
	PE-50	50	Slot cover – Polyethylene	\$7.00
Accessory	Part Number	Description		Price Each
	SHCSM6X16ZP	M6x16 long, zinc plated		\$0.15
	SHCSM6X20ZP	M6x20 long, zinc plated		\$0.25
	SHCSM8X12ZP	M8x12 long, zinc plated		\$0.18
	SHCSM8X16ZP	M8x16 long, zinc plated		\$0.19
	SHCSM8X20ZP	M8x20 long, zinc plated		\$0.20
	BSHCSM5X16ZP	M5x16 long, zinc plated		\$0.20
	BSHCSM6X16ZP	M6x16 long, zinc plated		\$0.26
	BSHCSM6X20ZP	M6x20 long, zinc plated		\$0.29
	BSHCSM8X16ZP	M8x16 long, zinc plated		\$0.37
	BSHCSM8X20ZP	M8x20 long, zinc plated		\$0.37
		WM6X12SZP	Flat washer M6x12 OD, zinc plated	
WM6X20SZP		Flat washer M6x20 OD, zinc plated		\$0.03
WM8X16SZP		Flat washer M8x16 OD, zinc plated		\$0.04
WM8X22SZP		Flat washer M8x22 OD, zinc plated		\$0.05
	FB3060	Suit Profile PS3060 – M12		\$7.40
	FB3090	Suit Profile PS3090 – M12		\$9.80
	FB4080	Suit Profile PS4080 – M12		\$9.85
	FB40120	Suit Profile PS40120 – M12		\$11.50
	FB6060	Suit Profile PS6060 – M12		\$9.85
	FB8080	Suit Profile PS8080 – M12		\$14.00
	GJX60-0880	600kg	60mm Base, M8x80 high	\$7.25
	GJX60-10100	600kg	60mm Base, M10x100 high	\$8.25
	GJX60-12100	600kg	60mm Base, M12x100 high	\$11.75
	GJ60-16100	1000kg	60mm Base, M16x100 high	\$14.20
	GJ60-20100	1000kg	60mm Base, M20x100 high	\$16.30
	SC80LK	100kg	80x32 Wheel with lock	\$19.90
	SC80	100kg	80x32 Wheel	\$15.00
	SC100LK	110kg	100x32 Wheel – 40 Offset	\$20.50
	SC100	110kg	100x32 Wheel	\$15.40
	SC125LK	120kg	125x32 Wheel with lock	\$22.90
	SC125	120kg	125x32 Wheel	\$19.80
	WZ-T	\$4.50	WZ-XS	\$3.50
	56x30x39 Hole 12mm		52x20x20 Hole 12mm	
	WZ-ZI-S	\$5.74	WZ-GY	\$4.21
	154x40x62.5		50x30x20 Hole 19mm	
	WZ-ZJ-M	\$8.42		
	179x40x60			
	WZ-ZJ-T2	\$9.80		
	200x44x82			

Accessory	Part Number	Slot/Profile	Description	Price Each	
	DBS-20M4		M4 nut 8x8x2	\$0.18	
	DBS-20M5		M5 nut 8x8x2	\$0.18	
	DBS-20M6		M6 nut 8x8x3	\$0.18	
	DBS-30M4		M4 nut 10x10x5	\$0.18	
	DBS-30M5		M5 nut 10x10x5	\$0.18	
	DBS-30M6		M6 nut 10x10x5	\$0.18	
	DBS-40M6		M6 nut 14x14x6	\$0.20	
	DBS-40M8		M8 nut 14x14x6	\$0.20	
	DBSQ-30M6		M6 nut 10x12x5	\$0.20	
	DBSQ-40M6-1416		M6 nut 14x16x6.5	\$0.35	
	DBSQ-40M8-1416		M8 nut 14x14x6.5	\$0.35	
	DBSQ-40M8-1220		M8 nut 12x20x6.5	\$0.40	
		DSN-20M3		Spring nut M3	\$0.70
DSN-20M4			Spring nut M4	\$0.70	
DSN-20M5			Spring nut M5	\$0.70	
DSN-30M4			Spring nut M4	\$0.70	
DSN-30M5			Spring nut M5	\$0.70	
DSN-30M6			Spring nut M6	\$0.70	
	DSN-40M4		Spring nut M4	\$0.80	
	DSN-40M5		Spring nut M5	\$0.80	
	DSN-40M6		Spring nut M6	\$0.80	
	DSN-40M8		Spring nut M8	\$0.80	
		DTN-20M3		T slot nut M3	\$0.70
		DTN-20M4		T slot nut M4	\$0.70
DTN-30M3			T slot nut M3	\$0.60	
DTN-30M4			T slot nut M4	\$0.60	
DTN-30M5			T slot nut M5	\$0.60	
	DTN-40M3		T slot nut M3	\$0.60	
	DTN-40M4		T slot nut M4	\$0.60	
	DTN-40M5		T slot nut M5	\$0.60	
	DTN-40M6		T slot nut M6	\$0.60	
	DLN-20M5		M6 Long nut 80x8x5	\$1.15	
	DLN-30M6		M8 Long nut 110x10x6	\$2.60	
	DLN-40M8		M8 Long nut 110x14x8	\$3.30	
		DSB8080-6	30	80x80	\$3.40
DSB105105-8		40	105x105x35	\$5.50	
	DSB2585-6	30	80x80x25	\$2.20	
	DSB75105-8	40	110x75x35	\$5.80	
	DSB2555-6	30	25x55	\$1.95	
	DSB3575-8	40	35x75	\$2.60	
	DCB2025-6	20	25x25x18 wide	\$1.20	
	DCB3025-6	30	30x30x25 wide	\$1.40	
	DCB3055-6	30	30x30x55 wide	\$3.10	
	DCB5560-6	30	55x55x60 wide	\$4.50	
	DCB4035-8	40	40x40x35 wide	\$2.05	
	DCB4075-8	40	40x40x75 wide	\$4.45	
	DCB7575-8	40	75x75x75 wide	\$7.50	
	DSB2015-6	20	20x20x15 wide	\$1.37	
	DSB2035-6	20	20x20x35 wide	\$1.82	
	DSB3025-6	30	30x30x25 wide	\$1.70	
	DSB3055-6	30	30x30x55 wide	\$2.34	
	DSB6055-6	30	60x60x55 wide	\$4.62	
	DSB4035-8	40	40x40x35 wide	\$1.95	
	DSB4075-8	40	40x40x75 wide	\$3.77	
DSB8075-8	40	80x80x75 wide	\$6.48		



# WORK BENCHES & TROLLEYS MADE TO ORDER



## Trolleys



## Trolley Parts

### Custom Benches



### Industrial White



Work Bench Sizes				
Size	Length	Depth	Height	Price
Small	1200	800	900	\$648
Medium	1600	800	900	\$783
Large	1800	800	900	\$1,089

Note: Custom sizes available

Work Station – Electrical Height Adjustable (140kg)				
Size	Length	Depth	Height	Price
Small	1200	800	680–1200	\$1,699
Medium	1600	800	680–1200	\$1,764
Large	1800	800	680–1200	\$1,998

Note: Dual acuator system

Options for Work Benches		
Shelf	Backboard	Castors
\$120	\$410	\$199
\$160	\$430	\$199
\$180	\$450	\$199

Note: Peg and louver panel extra



Electric Height Adjustment

# Mitchell Industries & ProfileSolutions

Profile Solutions, Mitchell Industries & Profile Automation are trading names of Gecam Industries Pty Ltd ABN 69 059 194 071



113 Porters Road, Kenthurst NSW 2158 • PO Box 318, Kenthurst NSW 2158

**Phone:** 1300 554 599, (02) 9655 1022 • **Mobile:** 0417 208 190 (Thomas Mitchell) • **Fax:** 1300 554 588

**Email:** leak@profauto.com.au (Australia & NZ) • murray.lock@profauto.com.au (Victoria)

**Website:** www.profauto.com.au